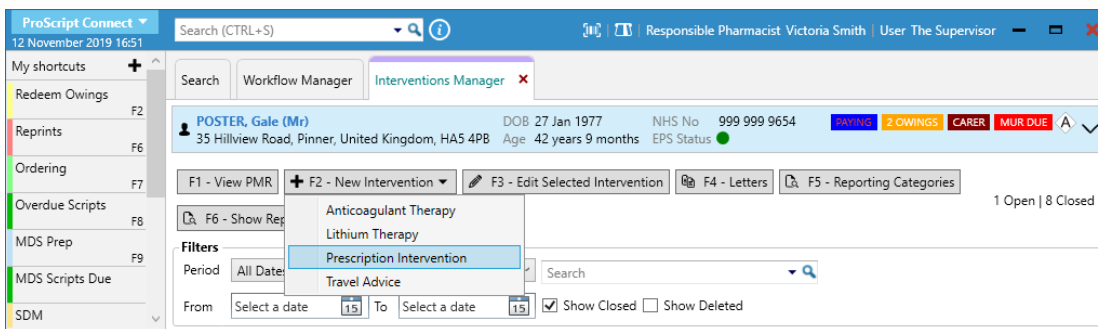


Adding a New Prescription Intervention

You can add a new prescription intervention from the Interventions Manager or directly from the patient's PMR.

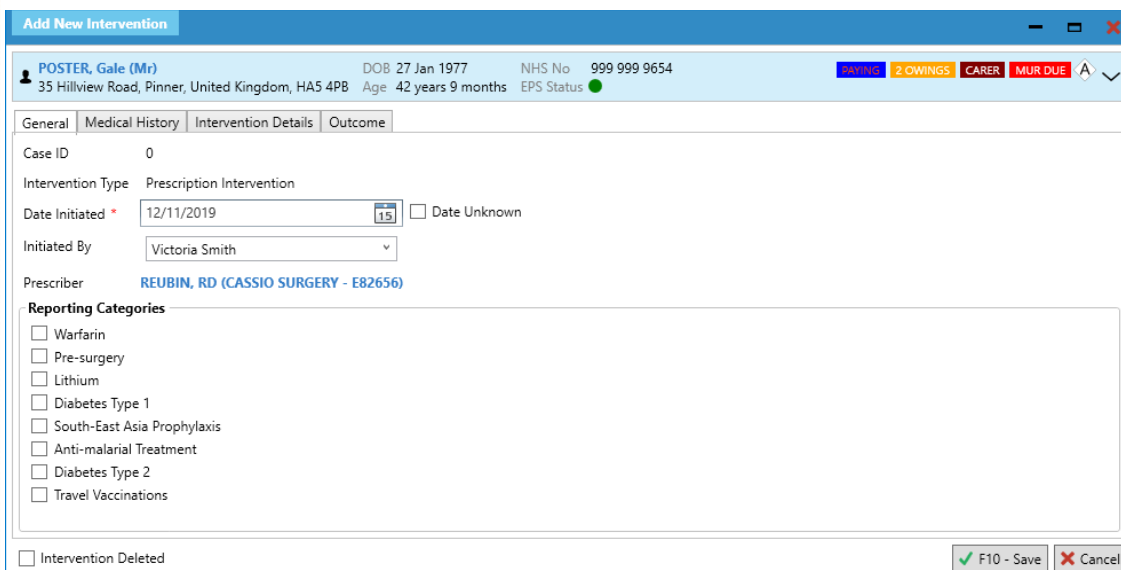
1. You can access the Interventions Manager from the top left-hand corner of the ProScript Connect Main Screen, by clicking **ProScript Connect** > **Interventions**.
2. From the Interventions Manager, click **[F2 – New Intervention]** and select the *Prescription Intervention* option.



3. The Select Patient to Add Intervention window displays.
4. Search for and select the patient for which you want to add a new intervention record.
5. The Add New Intervention window displays, with the *General* tab selected by default.
6. You can now complete the four tabs of the prescription intervention.

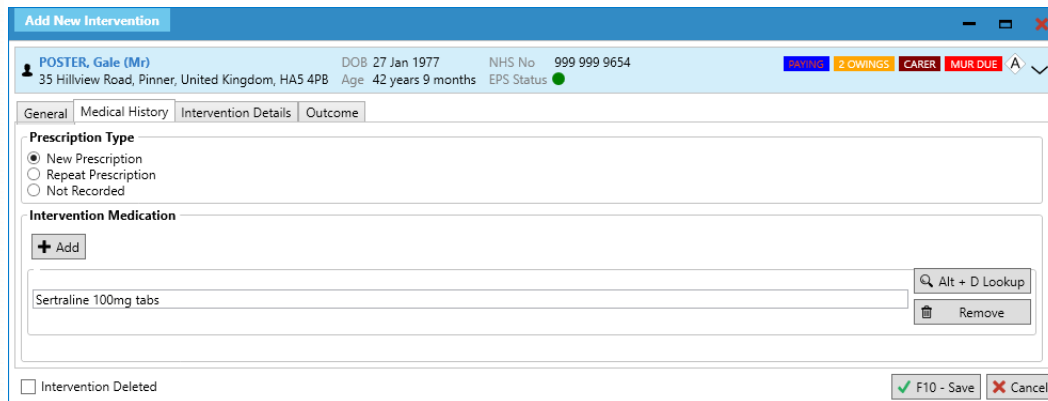
Completing the General tab

The *General* tab enables you to enter the date the intervention was initiated, type/select who initiated the intervention, select the prescriber and select one or more reporting categories which apply to the intervention.



Completing the Medical History tab

The *Medical History* tab enables you to select the prescription type and medication related to the intervention.



Add New Intervention

POSTER, Gale (Mr) DOB 27 Jan 1977 NHS No 999 999 9654 MIND 2 OWINGS CARER MUR DUE

35 Hillview Road, Pinner, United Kingdom, HA5 4PB Age 42 years 9 months EPS Status ●

General | **Medical History** | Intervention Details | Outcome

Prescription Type

- New Prescription
- Repeat Prescription
- Not Recorded

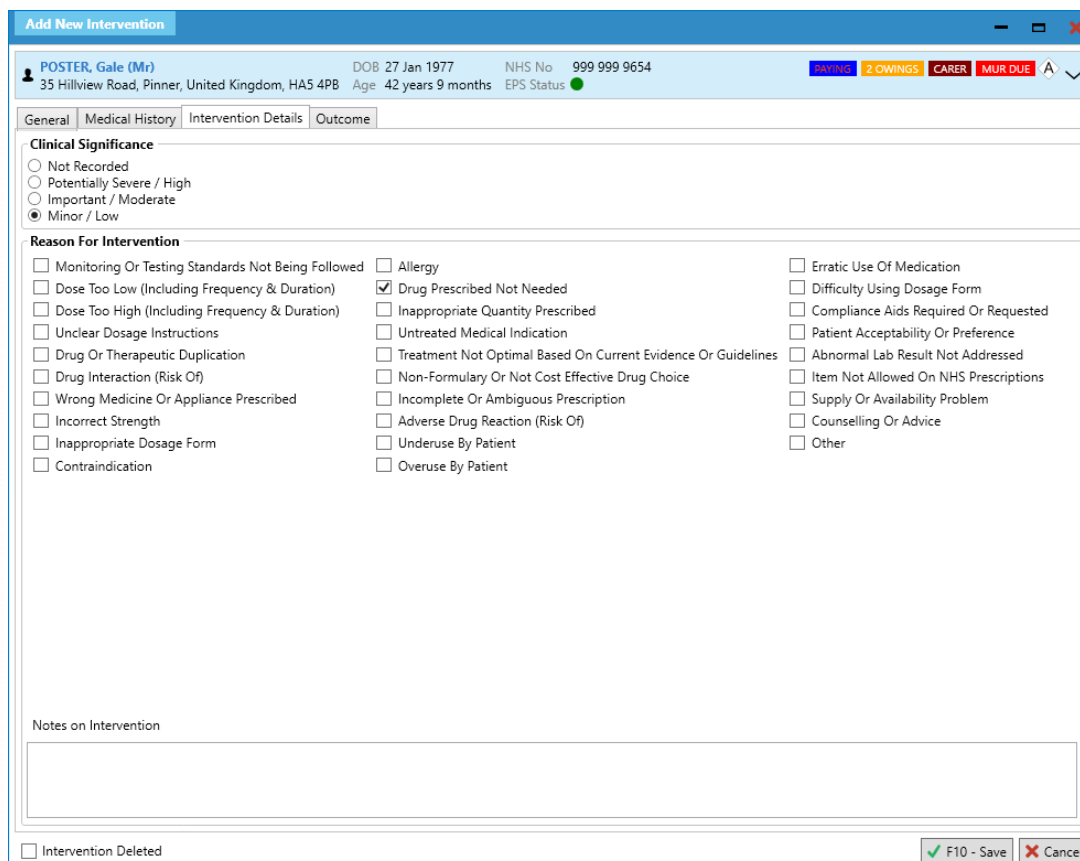
Intervention Medication

Sertraline 100mg tabs

Intervention Deleted

Completing the Intervention Details tab

The *Intervention Details* tab enables you to select the clinical significance, reason(s) for the intervention and enter notes if applicable.



Add New Intervention

POSTER, Gale (Mr) DOB 27 Jan 1977 NHS No 999 999 9654 MIND 2 OWINGS CARER MUR DUE

35 Hillview Road, Pinner, United Kingdom, HA5 4PB Age 42 years 9 months EPS Status ●

General | Medical History | **Intervention Details** | Outcome

Clinical Significance

- Not Recorded
- Potentially Severe / High
- Important / Moderate
- Minor / Low

Reason For Intervention

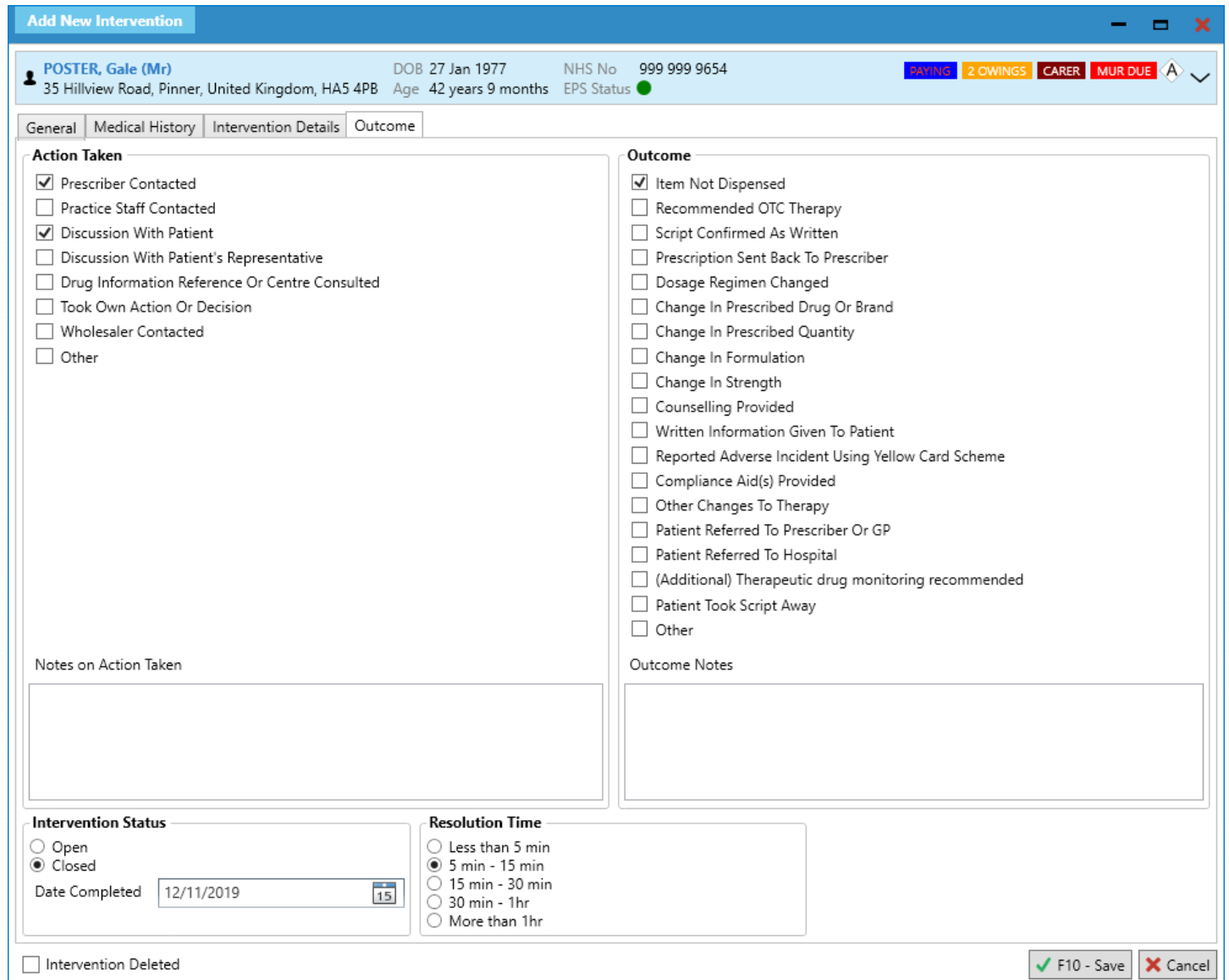
<input type="checkbox"/> Monitoring Or Testing Standards Not Being Followed	<input type="checkbox"/> Allergy	<input type="checkbox"/> Erratic Use Of Medication
<input type="checkbox"/> Dose Too Low (Including Frequency & Duration)	<input checked="" type="checkbox"/> Drug Prescribed Not Needed	<input type="checkbox"/> Difficulty Using Dosage Form
<input type="checkbox"/> Dose Too High (Including Frequency & Duration)	<input type="checkbox"/> Inappropriate Quantity Prescribed	<input type="checkbox"/> Compliance Aids Required Or Requested
<input type="checkbox"/> Unclear Dosage Instructions	<input type="checkbox"/> Untreated Medical Indication	<input type="checkbox"/> Patient Acceptability Or Preference
<input type="checkbox"/> Drug Or Therapeutic Duplication	<input type="checkbox"/> Treatment Not Optimal Based On Current Evidence Or Guidelines	<input type="checkbox"/> Abnormal Lab Result Not Addressed
<input type="checkbox"/> Drug Interaction (Risk Of)	<input type="checkbox"/> Non-Formulary Or Not Cost Effective Drug Choice	<input type="checkbox"/> Item Not Allowed On NHS Prescriptions
<input type="checkbox"/> Wrong Medicine Or Appliance Prescribed	<input type="checkbox"/> Incomplete Or Ambiguous Prescription	<input type="checkbox"/> Supply Or Availability Problem
<input type="checkbox"/> Incorrect Strength	<input type="checkbox"/> Adverse Drug Reaction (Risk Of)	<input type="checkbox"/> Counselling Or Advice
<input type="checkbox"/> Inappropriate Dosage Form	<input type="checkbox"/> Underuse By Patient	<input type="checkbox"/> Other
<input type="checkbox"/> Contraindication	<input type="checkbox"/> Overuse By Patient	

Notes on Intervention

Intervention Deleted

Completing the Outcome tab

The *Outcome* tab enables you to select the action taken as a result of the issue raised during the intervention and its outcome, enter any adjoining note, select the intervention status and the date at which it was complete if applicable and the resolution time.



The screenshot shows the 'Add New Intervention' form with the 'Outcome' tab selected. The patient information at the top includes: POSTER, Gale (Mr), 35 Hillview Road, Pinner, United Kingdom, HA5 4PB, DOB 27 Jan 1977, Age 42 years 9 months, NHS No 999 999 9654, EPS Status (green dot), and status tags: PAYING, 2 OWINGS, CARER, MUR DUE. The 'Outcome' tab is active, showing two columns of checkboxes for 'Action Taken' and 'Outcome'. The 'Action Taken' column has 'Prescriber Contacted' and 'Discussion With Patient' checked. The 'Outcome' column has 'Item Not Dispensed' checked. Below these are text areas for 'Notes on Action Taken' and 'Outcome Notes'. At the bottom, 'Intervention Status' is set to 'Closed' and 'Date Completed' is 12/11/2019. 'Resolution Time' is set to '5 min - 15 min'. There is an 'Intervention Deleted' checkbox and 'F10 - Save' and 'Cancel' buttons.

Action Taken

- Prescriber Contacted
- Practice Staff Contacted
- Discussion With Patient
- Discussion With Patient's Representative
- Drug Information Reference Or Centre Consulted
- Took Own Action Or Decision
- Wholesaler Contacted
- Other

Notes on Action Taken

Outcome

- Item Not Dispensed
- Recommended OTC Therapy
- Script Confirmed As Written
- Prescription Sent Back To Prescriber
- Dosage Regimen Changed
- Change In Prescribed Drug Or Brand
- Change In Prescribed Quantity
- Change In Formulation
- Change In Strength
- Counselling Provided
- Written Information Given To Patient
- Reported Adverse Incident Using Yellow Card Scheme
- Compliance Aid(s) Provided
- Other Changes To Therapy
- Patient Referred To Prescriber Or GP
- Patient Referred To Hospital
- (Additional) Therapeutic drug monitoring recommended
- Patient Took Script Away
- Other

Outcome Notes

Intervention Status

Open

Closed

Date Completed 12/11/2019

Resolution Time

Less than 5 min

5 min - 15 min

15 min - 30 min

30 min - 1hr

More than 1hr

Intervention Deleted

F10 - Save Cancel

Saving the Intervention Record

1. Once you are done completing all the tabs, press **[F10 – Save]**. The Interventions Manager displays with the new intervention in the grid.

ProScript Connect 12 November 2019 17:13 Search (CTRL+S) Responsible Pharmacist Victoria Smith | User The Supervisor

My shortcuts: Redeem Owings (F2), Reprints (F6), Ordering (F7), Overdue Scripts (F8), MDS Prep (F9), MDS Scripts Due, SDM (Ctrl M), Stock Manager (Ctrl O), MDS Manager (F11), ETP (Ctrl E), Script Q, RMS (Ctrl R), CDR

Interventions Manager

Patient: **POSTER, Gale (Mr)** DOB 27 Jan 1977 NHS No 999 999 9654 Age 42 years 9 months EPS Status ●

35 Hillview Road, Pinner, United Kingdom, HA5 4PB

Buttons: F1 - View PMR, F2 - New Intervention, F3 - Edit Selected Intervention, F4 - Letters, F5 - Reporting Categories, F6 - Show Reports Manager

0 Open | 3 Closed

Filters: Period Last 60 Days, From 13/09/2019 To 12/11/2019, Show Closed, Show Deleted

Case Id	Date Initiated	Date Completed	Type	Patient	Status	Clinical Significance
9	12/11/2019	12/11/2019	Anticoagulant Therapy	HOLLAND, Clare Susan (Miss)	Closed	Low
10	12/11/2019	12/11/2019	Lithium Therapy	SMITH, Tyler (Mr)	Closed	Low
11	12/11/2019	12/11/2019	Prescription Intervention	POSTER, Gale (Mr)	Closed	Low

Revision History

Version Number	Date	Revision Details	Author(s)
1.0	05 November 2021		Joanne Hibbert-Gorst

Contact us

For more information contact:
Telephone: 0344 209 2601

Not to be reproduced or copied without the consent of AAH Pharmaceuticals Limited 2021.